

CalFresh Enrollment: Individuals



CalFresh Individuals

	2017	2018	2019	2020
Jan	64,137	62,501	57,325	62,051
Feb	63,776	62,046	56,355	62,037
Mar	63,527	61,433	56,043	61,867
Apr	62,996	60,930	55,468	67,539
May	63,055	60,701	55,157	72,789
June	63,267	60,332	56,456	76,946
July	62,814	59,820	58,282	76,090
Aug	63,479	60,023	60,579	77,362
Sep	63,598	59,454	61,170	77,563
Oct	63,958	59,248	62,136	74,654
Nov	63,555	58,868	62,319	73,144
Dec	63,152	58,300	62,410	
Avg	63,443	60,305	58,642	71,095 (YTD)
% Change	-	-5%	-3%	

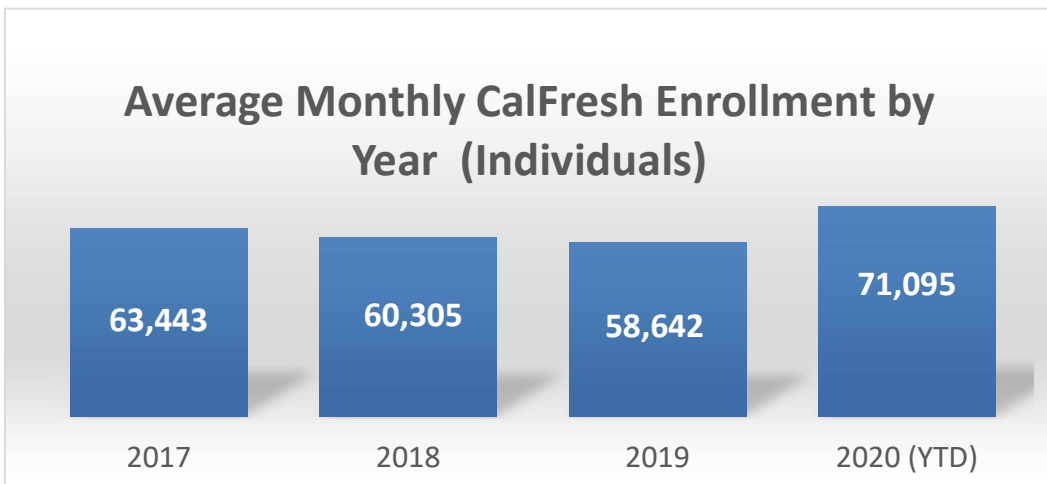
CalFresh food benefits stretch household budgets, allowing recipients to afford nutritious food, including more fruit, vegetables and other healthy options. The program helps to improve the health and well-being of qualified households and individuals by providing them a means to meet their nutritional needs.

On March 16, 2020, the Contra Costa County Health Officer issued a Shelter-in-Place Order in response to the Coronavirus pandemic. There was an immediate surge in demand for food assistance, which is reflected in the data. Enrollment has remained elevated since April.

Previously, the number of individuals receiving CalFresh in Contra Costa County declined in recent years, largely due to the improving economy.

On June 1, 2019, certain aged and disabled individuals who receive Supplemental Security Income (SSI) gained eligibility to receive CalFresh. Enrollment increased accordingly.

Note: For 2020, only the 1st 11 months of reporting are available.



Data Source: CF296 cell 80
Data current as of 12/21/2020

CalFresh Enrollment: Cases



CalFresh Cases

	2017	2018	2019	2020
Jan	31,833	31,341	29,244	33,903
Feb	31,697	31,201	28,840	34,109
Mar	31,633	30,960	28,719	34,134
Apr	31,451	30,751	28,464	37,184
May	31,496	30,748	28,438	40,197
June	31,563	30,647	29,676	42,729
July	31,331	30,344	31,196	42,386
Aug	31,729	30,513	32,877	42,921
Sep	31,747	30,231	33,245	43,069
Oct	31,945	30,166	33,764	41,279
Nov	31,821	29,969	33,908	40,417
Dec	31,612	29,729	34,025	
Avg	31,655	30,550	31,033	39,303 (YTD)
% Change	-	-3%	+2%	

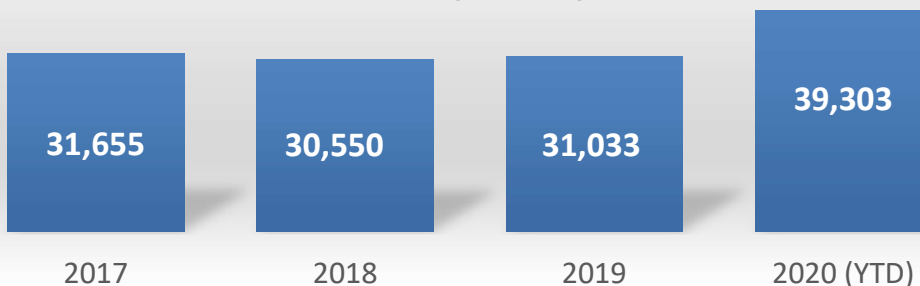
Note: For 2020, only the 1st 11 months of reporting are available.

CalFresh “cases” refer to the number of households receiving CalFresh, which can include a single individual or several family members living together.

On March 16, 2020, the Contra Costa County Health Officer issued a Shelter-in-Place Order in response to the Coronavirus pandemic. There was an immediate surge in demand for food assistance, which is reflected in the data. Enrollment has remained elevated since April.

Average monthly caseloads declined between January 2017 and May 2019, largely due to the improving economy. On June 1, 2019, certain aged and disabled individuals who receive Supplemental Security Income (SSI) gained eligibility to receive CalFresh. Enrollment increased accordingly.

Average Monthly CalFresh Enrollment by Year (Cases)



Data Source: CF296 cell 76
Data current as of 12/21/2020

CalWORKs Enrollment: Individuals



CalWORKs Individuals

	2017	2018	2019	2020
Jan	17,000	15,784	13,759	13,668
Feb	16,916	15,573	13,613	13,598
Mar	16,842	15,145	13,481	13,503
Apr	16,708	15,213	13,721	13,766
May	16,678	15,165	13,772	14,235
June	16,633	15,009	13,761	14,412
July	16,358	14,749	13,251	14,199
Aug	16,378	14,735	13,397	13,980
Sep	16,325	14,468	13,400	13,656
Oct	16,263	14,300	13,656	13,251
Nov	15,995	14,102	13,582	12,869
Dec	14,889	14,031	13,543	
Avg	16,415	14,856	13,578	13,740 (YTD)
% Change	-	-10%	-9%	

CalWORKs provides financial aid, employment services and other supportive services to families with children under 19, to help them succeed in the workforce and become self-sufficient. Recipients are required to work or participate in educational activities for at least 20 hours per week, unless granted a medical exemption. The majority of participants in Contra Costa County are single mothers, and the average grant amount is \$628 a month.

On March 16, 2020, the Contra Costa County Health Officer issued a Shelter-in-Place Order in response to the Coronavirus pandemic. Enrollment in CalWORKs has not risen, likely as a result of the increase in Unemployment Benefits and other COVID assistance programs since April.

Previously, there was a steady decline in CalWORKs enrollment between 2017 and 2019, as the economy improved and the minimum wage increased.

Note: For 2020, only the 1st 11 months of reporting are available.



Data Source: CW 237 cells 77-81
Data current as of 12/21/2020

CalWORKs Enrollment: Cases



CalWORKs Cases

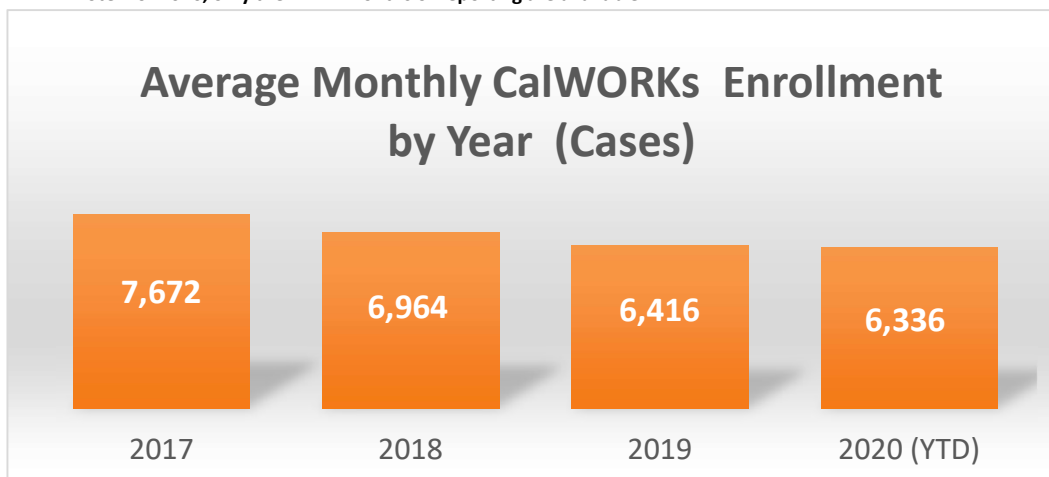
	2017	2018	2019	2020
Jan	7,906	7,386	6,487	6,379
Feb	7,861	7,291	6,448	6,367
Mar	7,818	7,241	6,398	6,306
Apr	7,754	7,133	6,589	6,397
May	7,731	7,093	6,599	6,534
June	7,698	7,009	6,588	6,559
July	7,596	6,903	6,246	6,432
Aug	7,622	6,876	6,309	6,347
Sep	7,586	6,759	6,283	6,263
Oct	7,584	6,704	6,368	6,121
Nov	7,480	6,598	6,343	5,988
Dec	7,424	6,570	6,332	
Avg	7,672	6,964	6,416	6,336 (YTD)
% Change	-	-9%	-8%	

CalWORKs cases can include a single parent and their child/children or several family members living together. Similar to the number of individuals, the number of cases has declined in recent years, due to the improved economy and an increase in the minimum wage. However, because the number of individuals in any given case may vary, the number of cases does not equal the number of individuals.

On March 16, 2020, the Contra Costa County Health Officer issued a Shelter-in-Place Order in response to the Coronavirus pandemic. Enrollment in CalWORKs has not risen, likely as a result of the increase in Unemployment Benefits and other COVID assistance programs since April.

Previously, as the economy improved and the minimum wage increased, there was a steady decline in CalWORKs cases between 2017 and 2019.

Note: For 2020, only the 1st 11 months of reporting are available.



Welfare-to-Work (WTW) Participation



WTW Enrollees

	2017	2018	2019	2020
Jan	1,877	1,609	1,301	1,355
Feb	1,880	1,622	1,277	1,342
Mar	1,881	1,582	1,251	1,333
Apr	1,818	1,568	1,224	1,508
May	1,777	1,549	1,235	1,732
June	1,739	1,471	1,219	1,852
July	1,677	1,466	1,192	1,901
Aug	1,699	1,486	1,270	1,920
Sep	1,752	1,458	1,335	1,958
Oct	1,708	1,425	1,346	1,923
Nov	1,653	1,373	1,313	1,906
Dec	1,611	1,349	1,291	
Avg	1,756	1,497	1,271	1,703 (YTD)
% Change	-	-16%	-15%	

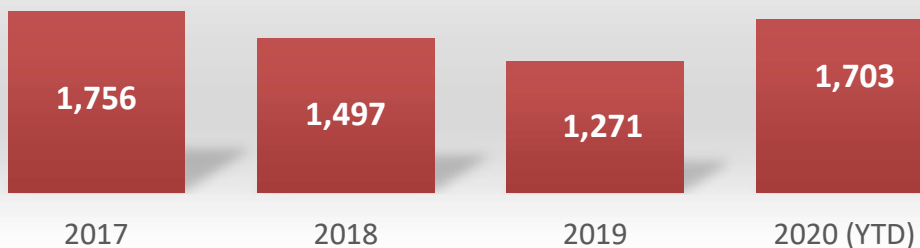
The Welfare-to-Work (WTW) Program is a comprehensive Employment & Training program for CalWORKs recipients designed to promote self-sufficiency. All WTW participants receive an orientation and appraisal of their education and employment background, followed by the development of a WTW plan designed to assist individuals with obtaining employment. WTW participants may be eligible to receive supportive services such as child care and transportation services.

On March 16, 2020, the Contra Costa County Health Officer issued a Shelter-in-Place Order in response to the Coronavirus pandemic. Enrollment in Welfare-to-Work has increased significantly since that time.

Previously, the improving economy and employment rate led to a steady reduction in the number of WTW enrollees, with a decline of more than 45% between January 2017 and December 2019.

Note: For 2020, only the 1st 11 months of reporting are available.

Average Monthly Welfare-to-Work Participation by Year



Data Source: WTW25 and WTW 25-A Cell 1 for both combined
Data current as of 12/21/2020

General Assistance Enrollment: Individuals



General Assistance Cases

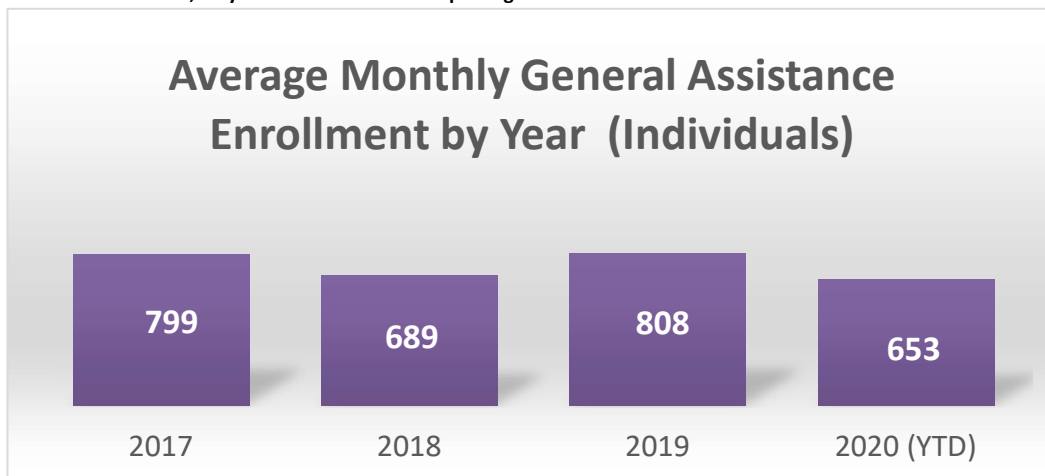
	2017	2018	2019	2020
Jan	887	721	752	825
Feb	868	730	761	832
Mar	849	692	796	828
Apr	819	692	809	760
May	827	626	825	725
June	802	622	805	625
July	766	626	839	579
Aug	797	683	852	533
Sep	793	705	831	508
Oct	754	708	817	489
Nov	711	714	786	478
Dec	712	749	822	
Avg	799	689	808	653 (YTD)
% Change	-	-14%	+17%	

The General Assistance program is designed to provide temporary relief and support to indigent adults who are not supported by their own means, other public funds or assistance programs. The maximum monthly stipend for General Assistance is \$375.

On March 16, 2020, the Contra Costa County Health Officer issued a Shelter-in-Place Order in response to the Coronavirus pandemic. The GA case decline since April may be due to applicants receiving other benefits through COVID-related programming.

For General Assistance, the number of cases refers to the number of individuals receiving aid through Contra Costa County. With a strengthening economy, the average number of individuals receiving General Assistance declined between January 2017 and December 2018.

Note: For 2020, only the 1st 11 months of reporting are available.



Data Source: GR 237, cell 7
Data current as of 12/21/2020

Medi-Cal Enrollment: Individuals



Medi-Cal Individuals

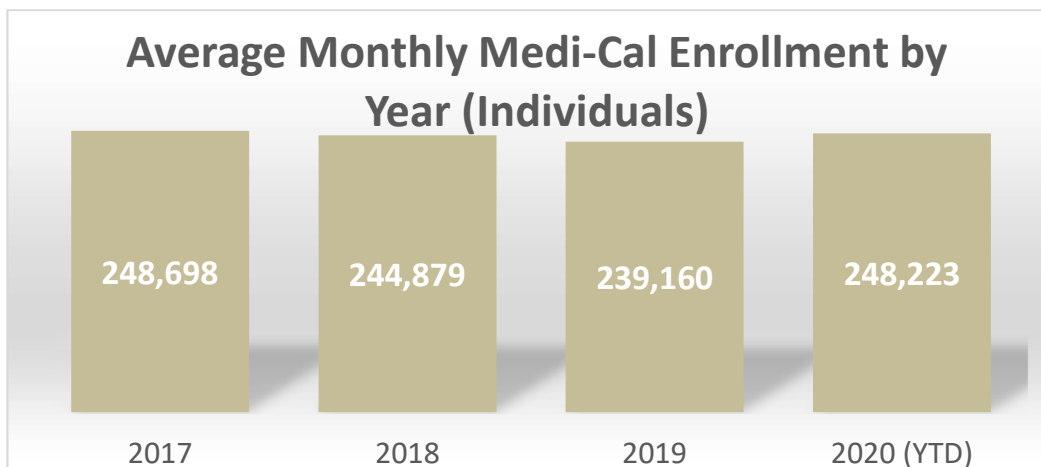
	2017	2018	2019	2020
Jan	248,174	246,713	239,790	232,358
Feb	248,111	246,267	239,907	233,463
Mar	248,417	246,726	242,511	234,852
Apr	248,303	246,454	242,432	238,769
May	248,630	246,456	240,595	243,215
June	247,973	245,679	241,067	247,555
July	248,061	244,913	240,008	252,222
Aug	251,163	244,883	239,338	257,369
Sep	249,692	243,581	237,440	261,003
Oct	249,525	243,337	237,009	263,646
Nov	247,397	242,296	236,130	266,004
Dec	248,935	241,246	233,695	
Avg	248,698	244,879	239,160	248,223 (YTD)
% Change	-	-1%	-2%	

Note: For 2020, only the 1st 11 months of reporting are available.

In Contra Costa County, more than a quarter of a million low-income adults, children, pregnant women, seniors and people with disabilities receive health insurance coverage through Medi-Cal. This is almost 25% of the county's total population.

On March 16, 2020, the Contra Costa County Health Officer issued a Shelter-in-Place Order in response to the Coronavirus pandemic. The number of individuals enrolled in Medi-Cal has increased more than 10% since that time.

Previously, the number of individuals enrolled in Medi-Cal remained fairly stable year-to-year.



Data Source: CalWIN extract MR0009E
Data current as of 12/21/2020

Medi-Cal Enrollment: Cases



Medi-Cal Cases

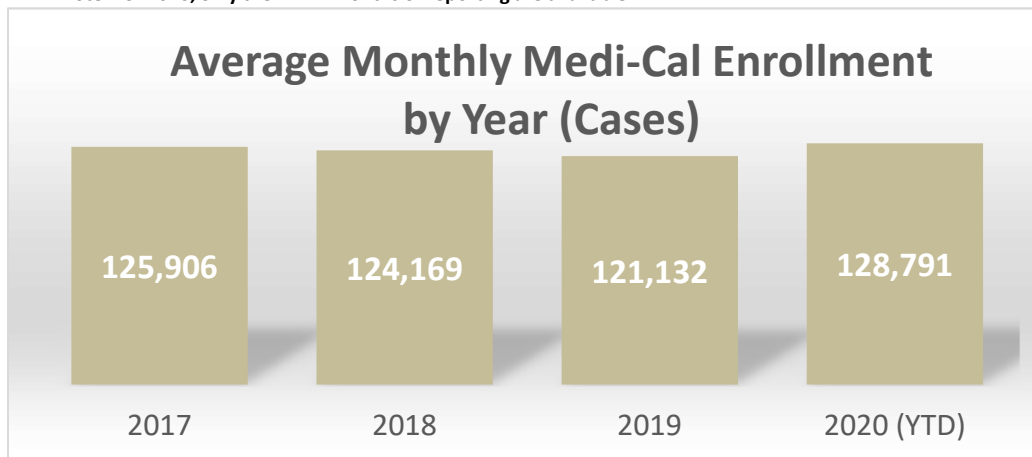
	2017	2018	2019	2020
Jan	126,055	124,733	121,664	118,644
Feb	125,964	124,743	121,539	119,349
Mar	126,470	124,970	121,585	121,771
Apr	126,056	125,391	121,985	124,520
May	126,401	124,740	122,628	126,607
June	126,155	124,413	122,210	128,908
July	125,635	124,306	121,573	131,338
Aug	125,925	124,336	121,155	133,725
Sep	125,951	123,991	120,755	135,787
Oct	126,026	123,681	120,598	137,448
Nov	125,502	123,055	119,601	138,606
Dec	124,733	121,672	118,288	
Avg	125,906	124,169	121,132	128,791 (YTD)
% Change	-	-1%	-2%	

Medi-Cal provides a core set of health benefits, including doctor visits and hospital care. It is a key support to those who do not receive health coverage through an employer, cannot afford health care, and families who rely on Long Term Care services, such as nursing homes, to help care for loved ones.

On March 16, 2020, the Contra Costa County Health Officer issued a Shelter-in-Place Order in response to the Coronavirus pandemic. Since that time, the number of Medi-Cal cases has increased more than 10%.

Many of our Medi-Cal recipients are working. Prior to the COVID pandemic, the number of Medi-Cal cases remained fairly stable year-to-year.

Note: For 2020, only the 1st 11 months of reporting are available.



Data Source: CalWIN extract MR0017E
Data current as of 12/21/2020

Medi-Cal Enrollment: Affordable Care Act Expansion



Medi-Cal ACA Individuals

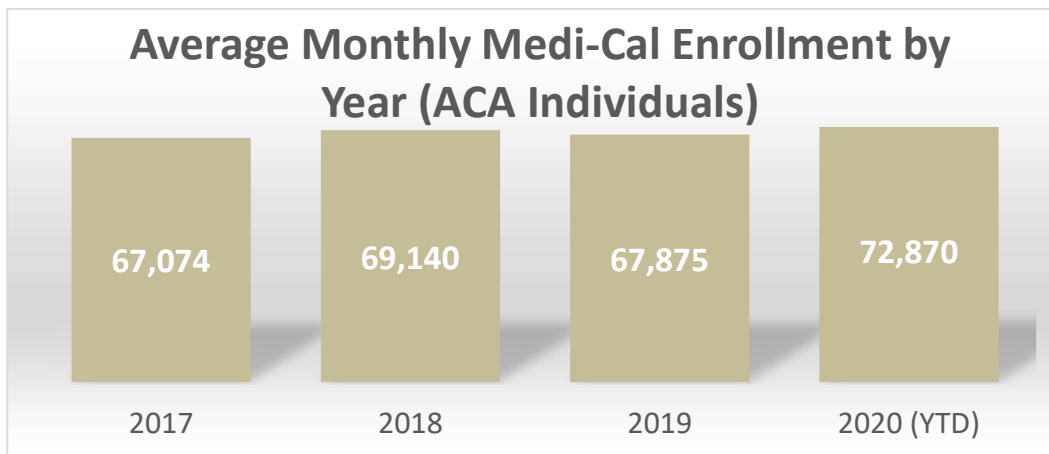
	2017	2018	2019	2020
Jan	64,064	69,187	67,917	66,020
Feb	64,481	69,159	67,917	66,500
Mar	65,204	69,271	68,723	66,985
Apr	65,522	69,260	68,688	68,549
May	65,911	69,582	68,349	70,432
June	65,752	69,152	68,459	72,375
July	66,634	69,189	68,216	74,454
Aug	68,877	69,286	67,842	76,743
Sep	69,116	69,079	67,637	78,501
Oct	69,698	69,379	67,670	79,933
Nov	69,685	68,999	67,014	81,077
Dec	69,947	68,132	66,073	
Avg	67,074	69,140	67,875	72,870 (YTD)
% Change	-	+3%	-2%	

Under the Affordable Care Act (ACA), “Expanded Medi-Cal” allowed more of Contra Costa’s low-income individuals to receive health coverage, some for the first time. Since 2014, adults aged 19-64 have been able to qualify for expanded Medi-Cal based on income and other eligibility requirements.

On March 16, 2020, the Contra Costa County Health Officer issued a Shelter-in-Place Order in response to the Coronavirus pandemic. Since that time, enrollment in this Medi-Cal category has increased more than 20%.

From the beginning, nearly 70,000 county residents have been enrolled for coverage through this program on a monthly basis. Prior to the COVID pandemic, the number of residents covered by ACA Expanded Medi-Cal remained fairly stable year-to-year.

Note: For 2020, only the 1st 11 months of reporting are available.



Adult Protective Services: Active Cases



APS Cases

	2017	2018	2019	2020
Jan	543	543	551	855
Feb	598	475	491	770
Mar	630	513	530	712
Apr	536	470	544	675
May	591	512	615	602
June	629	545	615	579
July	549	542	575	631
Aug	555	553	624	579
Sep	448	573	616	672
Oct	424	573	665	700
Nov	439	492	664	607
Dec	463	533	742	
Avg	534	527	603	671 (YTD)
% Change	-	-1%	+14%	

Note: For 2020, only the 1st 11 months of reporting are available.

Adult Protective Services (APS) receives, screens and investigates confidential reports from anyone who suspects that an elderly person or an adult with a disability is being abused, neglected, or is self-neglecting. This includes reports of physical, emotional or sexual abuse, financial or material exploitation, neglect, isolation and abandonment of individuals 65+ and dependent adults age 18 or over, who are unable to protect their own interests and have been harmed or are threatened with harm.

On March 16, 2020, the Contra Costa County Health Officer issued a Shelter-in-Place Order in response to the Coronavirus pandemic. Immediate impacts on the demand for Adult Protective Services appear in these dashboards.

The average monthly number of active APS cases remained fairly steady year-to-year between 2017 and mid-2019. An increase in monthly active cases during 2019 can be attributed to an increase in the number of abuse and neglect reports.

Average Monthly Active Adult Protective Services Cases by Year



Data Source: SOC 242, cell 15
Data current as of 12/21/2020

In-Home Supportive Services: Eligible Recipients



Eligible IHSS Recipients

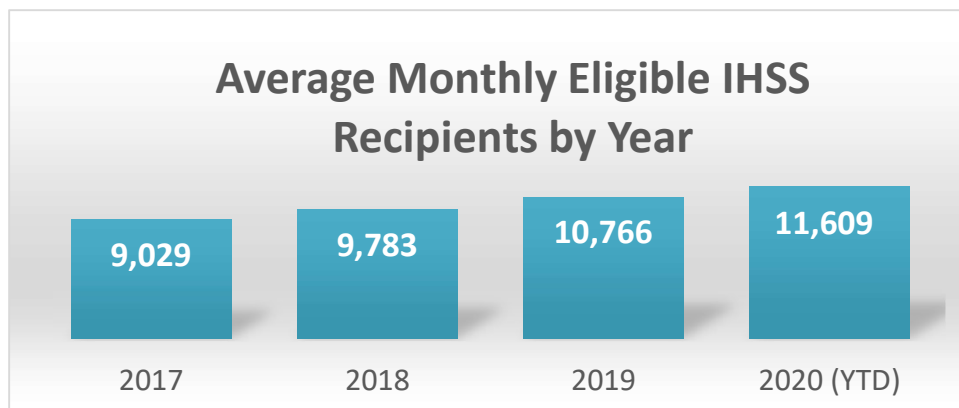
	2017	2018	2019	2020
Jan	8,759	9,323	10,299	11,267
Feb	8,702	9,391	10,358	11,286
Mar	8,687	9,437	10,440	11,312
Apr	8,788	9,533	10,556	11,446
May	8,948	9,591	10,668	11,528
June	9,146	9,757	10,756	11,606
July	9,200	9,796	10,813	11,617
Aug	9,214	9,940	10,910	11,854
Sep	9,205	9,988	10,963	11,930
Oct	9,191	10,105	11,096	11,931
Nov	9,203	10,212	11,149	11,918
Dec	9,304	10,324	11,183	
Avg	9,029	9,783	10,766	11,609 (YTD)
% Change	-	+8%	+10%	

Note: For 2020, only the 1st 11 months of reporting are available.

In-Home Supportive Services (IHSS) is the largest publicly funded home care program in the United States. California is one of a number of states that participate in the program. IHSS helps to pay for services to eligible aged, blind and disabled individuals who are unable to remain safely in their own homes without assistance. Disabled children are also potentially eligible for IHSS. IHSS covers common activities of daily living needed by those with disabilities and serves as an alternative to out-of-home care such as skilled nursing facilities.

Due to increases in the aged and disabled populations, IHSS has been the fastest-growing program within the Employment & Human Services Department for the past several years. Growth has actually accelerated in recent years.

On March 16, 2020, the Contra Costa County Health Officer issued a Shelter-in-Place Order in response to the Coronavirus pandemic. IHSS enrollment has continued to grow at a steady pace during the COVID pandemic.



Data Source: CMIPS II
Data current as of 12/21/2020

Child Protective Services: Referrals



CPS Referrals

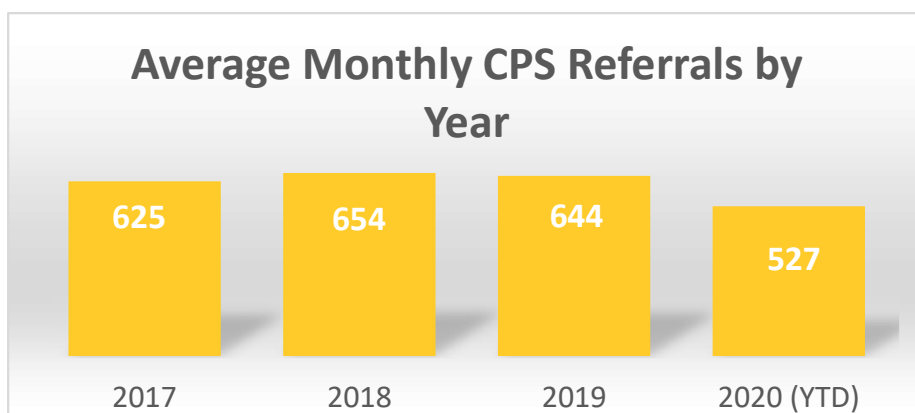
	2017	2018	2019	2020
Jan	657	701	688	703
Feb	687	704	658	731
Mar	744	773	731	632
Apr	607	708	704	362
May	772	789	771	438
June	513	505	506	404
July	460	465	427	464
Aug	566	614	637	501
Sep	737	666	682	565
Oct	749	753	759	552
Nov	539	604	603	450
Dec	466	567	562	
Avg	625	654	644	527 (YTD)
% Change	-	-8%	-2%	

Note: For 2020, only the 1st 11 months of reporting are available.

Child Protective Services (CPS) operates a 24-hour hotline for mandated reporters and community members to report suspected child abuse or neglect. Federal and State Regulations guide which calls result in referrals that allege a child is endangered by abuse, neglect or exploitation – and how the calls are handled. Children and Family Services Bureau has the responsibility to investigate reports of children at risk or in danger per criteria outlined in Welfare and Institutions Code 300.

The number of referrals in this dashboard may include multiple calls on the same child, as well as cases that were investigated but were not found to be instances of child abuse. The average monthly number of CPS referrals can vary based on such things as when school is in session or children are interacting with mandated reporters. Reporters are comprised of mandated, non-mandated or anonymous reporters.

On March 16, 2020, the Contra Costa County Health Officer issued a Shelter-in-Place Order in response to the Coronavirus pandemic. Immediate impacts on the demand for Child Protective Services appear in these dashboards.



Data Source: Safe Measures Referrals
Data current as of 12/21/2020

Child Protective Services: Placements



CPS Placements

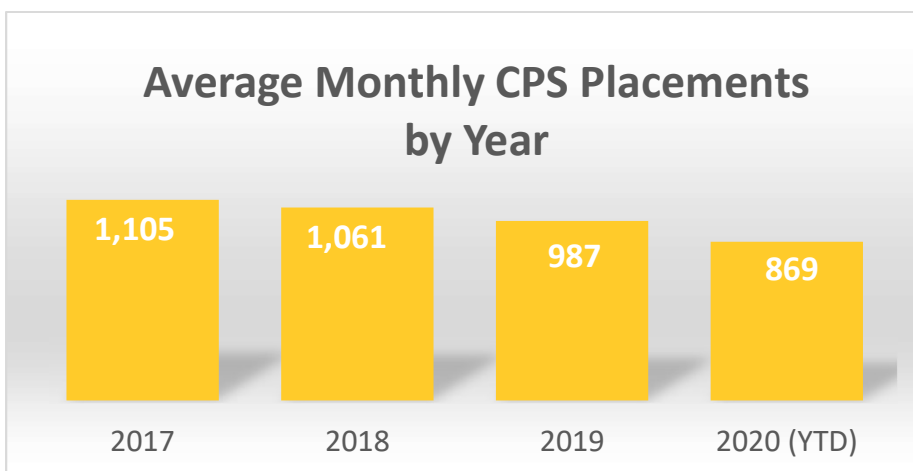
	2017	2018	2019	2020
Jan	1,114	1,095	1,006	947
Feb	1,106	1,091	1,000	911
Mar	1,088	1,088	989	901
Apr	1,092	1,077	984	872
May	1,098	1,086	991	878
June	1,104	1,065	998	877
July	1,107	1,053	977	867
Aug	1,117	1,065	992	834
Sep	1,112	1,024	1,005	828
Oct	1,103	1,032	1,001	815
Nov	1,106	1,038	961	825
Dec	1,109	1,018	945	
Avg	1,105	1,061	987	869 (YTD)
% Change	-	-4%	-7%	

Placements refer to instances when a child abuse referral was investigated and substantiated, and it was determined that the child could not remain safely in the home. Foster placements can include family members, foster homes or residential facilities. All types of placements must meet State identified standards of approval.

The average monthly number of children in Placement has been declining in recent years, which mirrors the multi-year State trend. This is due to evolving Child Welfare practices that approach referrals and removals with a sharper focus on Prevention and Safety/Risk Assessments.

On March 16, 2020, the Contra Costa County Health Officer issued a Shelter-in-Place Order in response to the Coronavirus pandemic. Immediate impacts on the demand for Child Protective Services appear in these dashboards.

Note: For 2020, only the 1st 11 months of reporting are available.



Data Source: Safe Measures Time in Placement Setting
Data current as of 12/21/2020

Program Glossary



CalFresh, federally known as the Supplemental Nutrition Assistance Program (SNAP), can add to your food budget to put healthy and nutritious food on the table. The program issues monthly electronic benefits (commonly called EBT cards) that can be used to buy most foods such as bread, cereal, fruits, vegetables, meat and fish at many markets and grocery stores. The CalFresh program helps to improve the health and well-being of qualified households and individuals by providing them a means to meet their nutritional needs. Cases refer to the number of households receiving CalFresh, which can include a single individual or several family members living together. Individuals refers to an unduplicated count of all people receiving CalFresh in Contra Costa County.

California Work Opportunity and Responsibility for Kids (**CalWORKs**), federally known as Temporary Assistance for Needy Families (TANF), provides financial aid, employment services and other supportive services to families with children under 19, to help them succeed in the workplace and become self-sufficient. Cases refer to the number of families participating in CalWORKs, which can include a single parent and their child or several family members living together. Individuals refers to an unduplicated count of all people receiving CalWORKs in Contra Costa County.

Program Glossary



The **General Assistance** Program is designed to provide temporary relief and support to indigent adults who are not supported by their own means, other public funds, or assistance programs. The cases refer to the total number of people receiving aid through Contra Costa County.

Adult Protective Services (APS) responds to confidential reports from anyone who suspects that an elderly person or an adult with a disability (dependent adult) who lives in Contra Costa County is being abused or neglected or is self-neglecting. Our 24-hour hotline is staffed by social workers who respond to these calls and will walk the caller through a series of questions to determine if a situation requires APS intervention. When a case is opened in APS, an APS social worker will be assigned to the case and will go out to the home of the alleged victim to determine what services, if any, are needed. The active cases displayed in this dashboard refers to older adults receiving intervention through Contra Costa County.

In-Home Supportive Services (IHSS) is the largest publicly funded home care program in the United States. California is one of a number of states that participate in the program. IHSS helps to pay for services to eligible aged, blind and disabled individuals who are unable to remain safely in their own homes without assistance. Disabled children are also potentially eligible for IHSS. IHSS is an alternative to out-of-home care such as skilled nursing facilities, assisted living or board and care facilities. This dashboard provides the total number of people receiving IHSS home care in Contra Costa County.

Program Glossary



Child Protective Services (CPS) operates a 24-hour hotline for mandated reporters and community members to report suspected child abuse or neglect. Federal and State Regulations guide which calls result in **referrals** that allege a child is endangered by abuse, neglect, or exploitation – and how the calls are handled. In addition, the Children & Family Services Bureau has the responsibility to investigate reports of children at risk or in danger per criteria outlined in Welfare and Institutions Code 300. The number of referrals in the dashboard may include multiple calls on the same child, as well as cases that were investigated but were not found to be instances of child abuse. Reporters are comprised of mandated, non-mandated or anonymous reporters.

Placements refer to instances when a child abuse referral was investigated, substantiated, and it was determined that the child could not remain safely in the home. Foster placements can include family members, foster homes, or residential facilities. All types of placements must meet State identified standards of approval.

Medi-Cal, federally known as Medicaid, is a federal and state insurance program that helps with medical costs for some people with limited income and resources. For those who are eligible, it also offers benefits not normally offered by Medi-Care, including nursing home care and personal care services.

The **Welfare-to-Work (WTW)** Program is a comprehensive Employment and Training Program designed to promote self-sufficiency. CalWORKs recipients are assessed to determine the best course of action, whether it is immediate placement into a job, placement into an education or training program, or both. All Welfare-to-Work participants receive an orientation to the program and appraisal of their education and employment background, followed by the development of a WTW plan designed to assist individuals with obtaining employment. WTW participants may be eligible to supportive services such as child care and transportation services.